

Naturally Curious Jane Observation Journal



Jane Goodall Institute



*“Every individual makes a difference.
Every individual has a role to play.”*

– Dr. Jane

BE LIKE JANE

In July 1960, at the age of 26, Jane Goodall traveled to Gombe, Tanzania to **observe** the little-known world of wild chimpanzees. While there, she made incredible observations that changed the world. For example, she saw that chimpanzees make and use tools from objects around them, just like humans!

Through her work, Jane Goodall has shown us the important need to protect chimpanzees and other species from extinction or harm. She also taught the world that to protect animals like chimpanzees, we must work together to understand human needs and grow a world where we can live in harmony with our environment.

Today, Dr. Jane Goodall, DBE, founder of the Jane Goodall Institute, and UN Messenger of Peace travels the world, speaking about the problems facing people, other animals, and the planet we share. Most of all, she hopes that each of us will help her take action to protect all living things and in our own back yards! That’s why she created Roots & Shoots, to inspire young people everywhere like you to take action and make a positive difference, every single day.

Use this journal to be curious like Jane Goodall and observe the natural world around you!

DID YOU KNOW

Humans are animals, too? Dr. Jane’s observations that chimpanzees make and use tools changed the way we understood how closely related we are to other animals.

FINDING NATURE

Nature is all around us — and we are a part of nature! We can find our connection to nature even sometimes in the most unlikely places. Have you ever seen a plant growing out of cracks in concrete?

BRAINSTORM!


Young Jane Goodall used to climb up her Beech tree in her backyard in Bournemouth, England. There she would observe all kinds of animals - like squirrels and robins - and try to learn more about them!

Make a list of the places you see natural areas where you live.

- 1.
- 2.
- 3.
- 4.

DID YOU KNOW

Humans have been living in harmony with their environment for thousands of years? Many cultures learn how to live off of native plants and help to maintain the health of landscapes.



MAKING OBSERVATIONS + RECORDING THEM

Observing nature is one of the most important things we can do to learn about the environment around us and our connection to it. To help us understand what we see, we record our findings. We call this **collecting data**. Dr. Jane Goodall used her incredible observational skills to record what she saw the wild chimpanzees doing in the forests of Gombe, Tanzania. She also took pictures, videos and even made drawings!




Circle all the ways below that you like to record the things you see and do:

Take Pictures Make Videos Draw Take Notes

DRAW WHAT YOU SEE

Look around you for a living thing in nature and draw it in the box below. For example, a tree, small plant, insect, animal.




DID YOU KNOW

There are millions of species of insects and plants all around the world! Each area even has a special set of animals and plants — these are called **indigenous**. Protecting and growing these special species makes a balanced ecosystem. When plants, animals, and insects from other areas get involved, they can be **invasive** — which is bad for the environment.

MAKE A LEAF RUBBING


Leaf Prints

Look for a leaf that has fallen to the ground and record what it looks like in the box below with a leaf rubbing. To make a rubbing, place the leaf on the backside of the paper. Then rub the side of a peeled crayon on the top of the paper to reveal the leaf print!



DID YOU KNOW

Dr. Jane loves being in the forest. Walking alone in the forest is her favorite activity — it's where she can best see how every living thing on Earth is connected!




ZOOM IN & COUNT WHAT YOU SEE

Nature By The Numbers

There is life all around us! Sometimes it's so small, it's easy to miss. Visit a natural place near you. For example, a local park, your yard, or even a porch garden! Focus on 1 square foot of space. A square foot is a small, 12 inches by 12 inches area of space. Time yourself for 1 minute and count how many living things you see in the space.

How many living things did you count? Make a list below!



DID YOU KNOW

Many cities have nature reserves or parks where you can get access to incredible areas full of wildlife!

CLOSE YOUR EYES AND LISTEN

Listen & Learn

One of Jane Goodall's top observational skills while studying wild chimpanzees was her keen ability to sit quietly and listen. We learn a lot about nature not just through the things we see, but also from things we hear.

For 1 minute, find a comfortable spot outside and close your eyes. Listen to all the different sounds around you. When the 1 minute is up, write down the different things you heard below.

1. _____
2. _____
3. _____
4. _____
5. _____



DID YOU KNOW

Chimpanzees make vocal sounds just like humans to communicate. Saying hello is called a 'Pant-Hoot.'

NATURE WALK BINGO

With the permission of and/or alongside an adult who takes care of you, go on a nature walk in your neighborhood, a park or a local hike. Use the board below to play Nature Walk Bingo!

A Rock	A Spiderweb	A Tree	A Cloud
A Bee	A Bird Call	An Ant	A Butterfly
A Leaf	Animal Tracks	Rain	Berries
Scat	An Animal's Hole	A Seed	A Mammal

DID YOU KNOW

Many communities don't have access to natural spaces, but nature is everywhere! You can help grow green in your neighborhood or help improve access for others by thinking about what might be missing in your community.



MAKE A DIFFERENCE

Thank you for joining Jane Goodall to be part of a movement of compassionate changemakers who care about and make a difference for people, other animals and the environment we all share. With the permission of an adult who takes care of you, share the work you did in this Naturally Curious Jane Journal by uploading the video/photos you recorded or posting the results of your many observations. Let us know by using the hashtag #NaturallyCuriousJane @RootsAndShoots.

Learn More & Get Involved

Want to make a difference and grow natural spaces in your community? Join Jane's Roots & Shoots youth program at **rootsandshoots.org**.

Follow Jane + JGI and Roots & Shoots at @JaneGoodallInst and @RootsAndShoots

